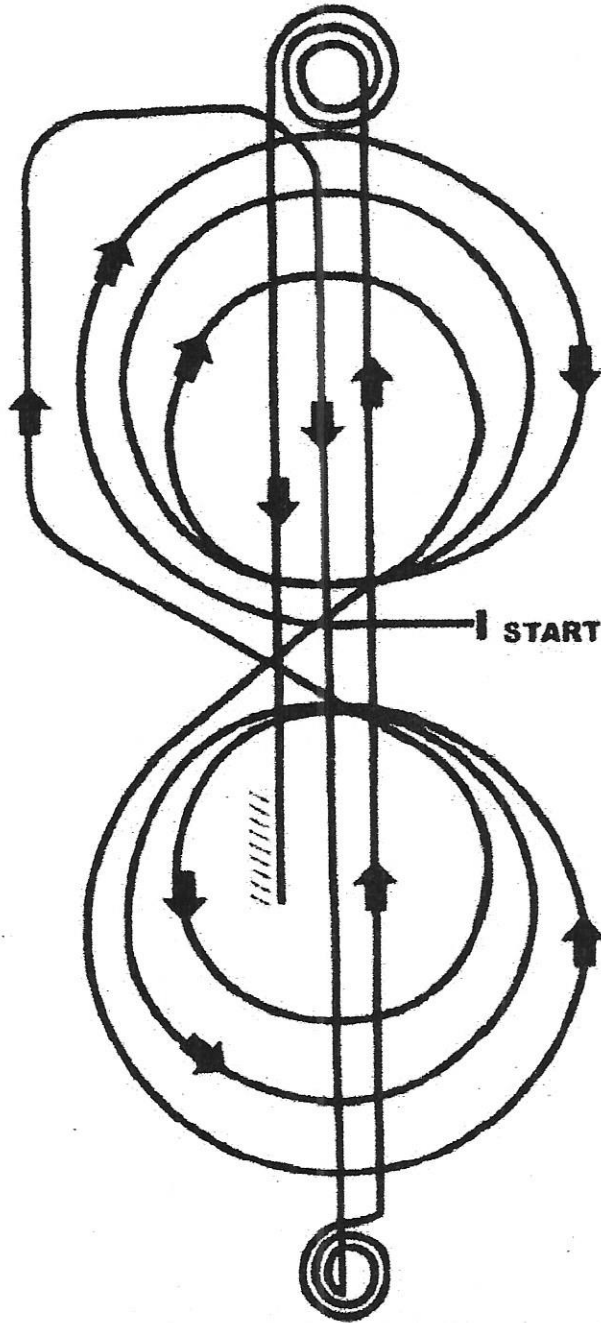


Lone Star Ranch Horse Show Patterns

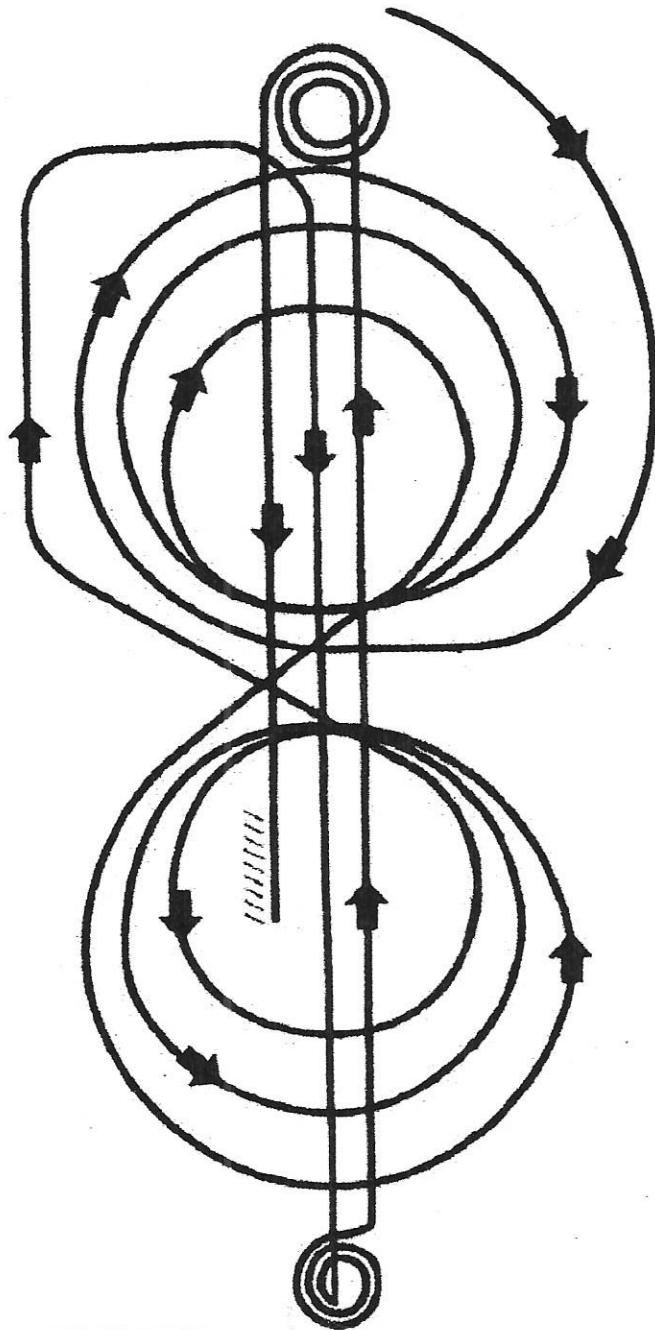
Pattern 1



1. Start by trotting into center of arena and stop.
2. Begin on right lead and complete three circles to the right, two large followed by one small slow circle, change to left lead.
3. Complete three circles to the left, two large fast circles followed by one small slow circle, change to right lead.
4. Continue loping around end of arena without breaking gait.
5. Run up center of arena to far end past the end marker and come to a sliding stop.
6. Complete 3 1/2 spins to the right.
7. Run up center of arena past the end marker, come to a sliding stop.
8. Complete 3 1/2 spins to the left.
9. Run back to the middle of the arena past the center marker and come to a sliding stop.
10. Back at least 10 feet in a straight line.

Lone Star Ranch Horse Show Patterns

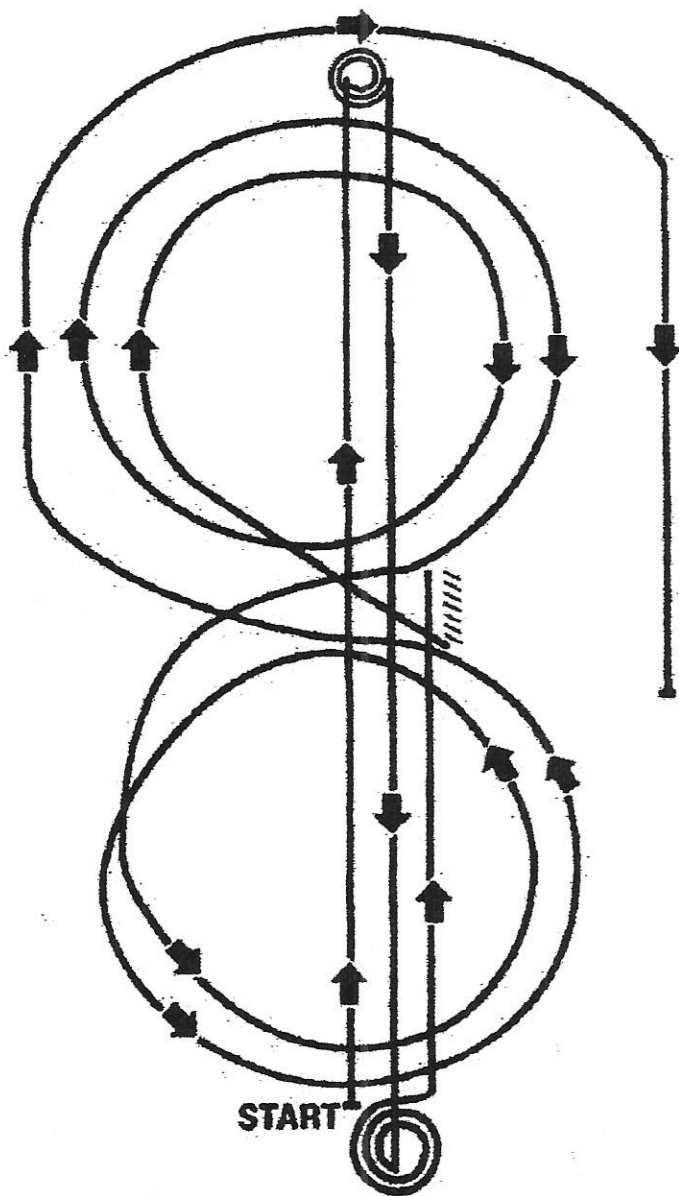
Pattern 2



1. As you enter the arena, begin on right lead and lope to the center without stopping or breaking gait, and begin the pattern.
2. Begin on right lead and complete three circles to the right, two large followed by one small slow circle, change to left lead.
3. Complete three circles to the left, two large fast circles followed by one small slow circle, change to right lead.
4. Continue loping around end of arena without breaking gait.
5. Run up center of arena to far end past the end marker and come to a sliding stop.
6. Complete 3 1/2 spins to the right.
7. Run up center of arena past the end marker, come to a sliding stop.
8. Complete 3 1/2 spins to the left.
9. Run back to the middle of the arena past the center marker and come to a sliding stop.
10. Back at least 10 feet in a straight line.

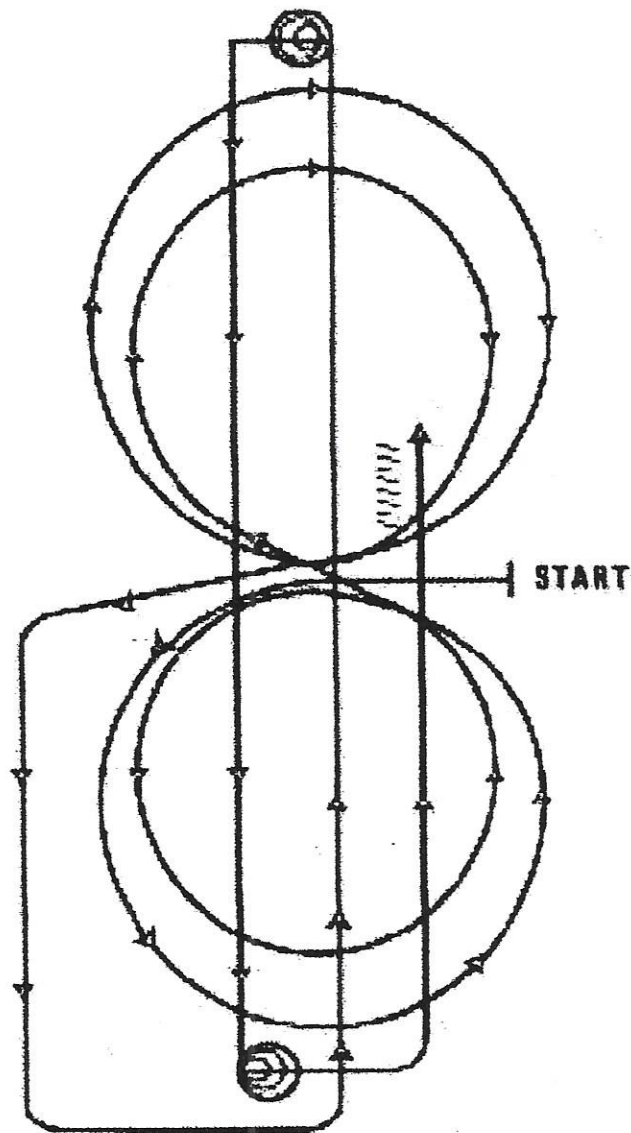
Lone Star Ranch Horse Show Patterns

Pattern 3



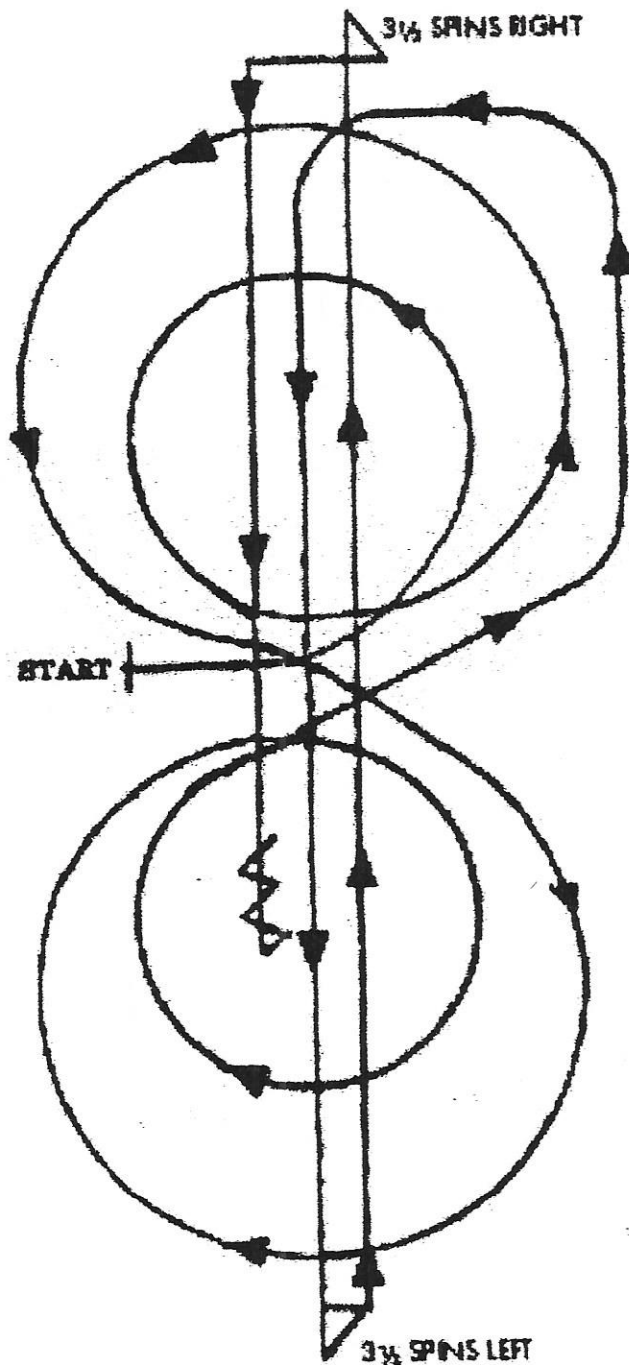
1. Run up center of arena past the end marker and come to a sliding stop.
2. Complete 3 1/2 spins to the left.
3. Run down to other end of arena, past the end marker and come to a sliding stop.
4. Complete 3 1/2 spins to the right.
5. Run past the center marker and stop.
6. Back at least 10 feet in a straight line.
7. Complete 1/4 turn to the left, hesitate. Begin on right lead. Complete two circles to the right, the first one small and slow, the second large and fast. Change to left lead.
8. Complete one small and slow circle then one large and fast circle. Change to right lead.
9. Run around end of arena to the other side, past the center marker, at least 20 feet from the fence and come to a sliding stop.
10. Hesitate to complete pattern.

Lone Star Ranch Horse Show Patterns
Pattern 4



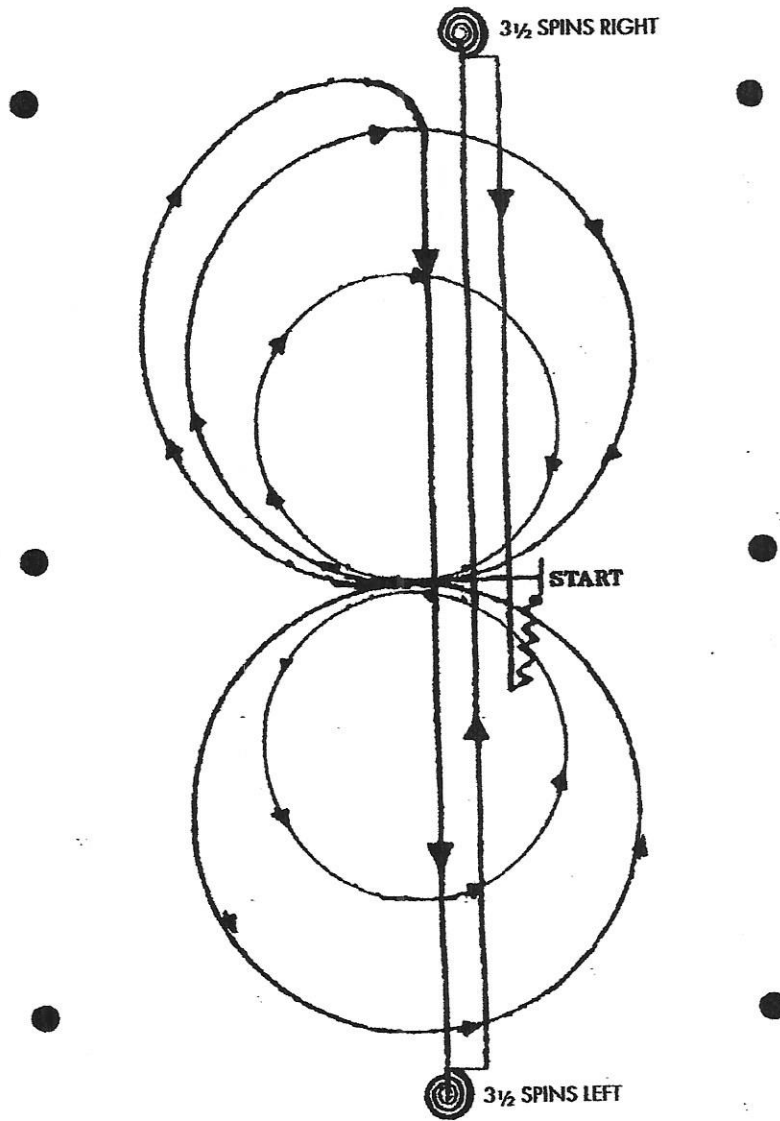
1. Start by trotting into center of arena and stop. Start pattern facing toward judge.
2. Begin on left lead and complete two circles to the left, the first circle large and fast, the second circle small and slow. Change leads to the right.
3. Complete two circles to the right, the first circle large and fast, the second circle small and slow. Change leads to the left.
4. Continue around the end of arena without breaking gait or changing leads, run down the center of the arena past end marker and execute a square sliding stop.
5. Complete 3 1/2 spins to the left.
6. Run down to other end of arena, past the end marker and execute a square sliding stop.
7. Complete 3 1/2 spins to the right.
8. Run past the center marker and execute a square sliding stop.
9. Back at least 10 feet in a straight line.
10. Hesitate to complete pattern.

Lone Star Ranch Horse Show Patterns
Pattern 5



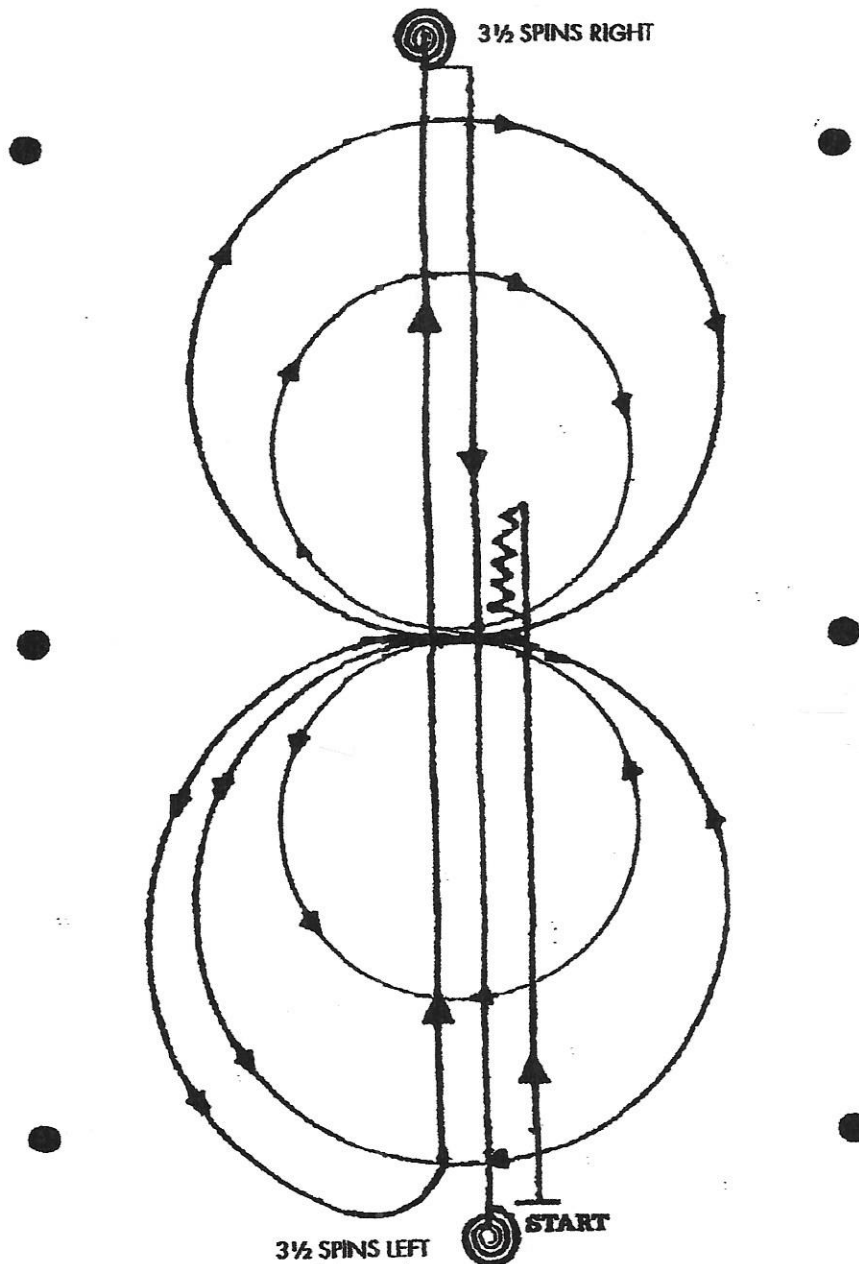
1. Beginning on the left lead, complete 2 circles to the left. The first circle small and slow, the second circle large and fast. Change leads at the center of the arena.
2. Complete 2 circles to the right. The first circle large and fast, the second circle small and slow. Change leads at the center of arena.
3. Continue around end of arena without breaking gait or changing leads, run down center of arena past end marker, and execute a square sliding stop.
4. Complete 3 1/2 spins to the left.
5. Run down center of arena past end marker, and execute a square sliding stop.
6. Complete 3 1/2 spins to the right.
7. Run down center of arena past center marker, and execute a square sliding stop.
8. Back up at least 10 feet. Hesitate to complete pattern.

Lone Star Ranch Horse Show Patterns
Pattern 6



1. Beginning on the right lead, complete 2 circles to the right, the first circle large and fast, the second circle small and slow. Change leads at the center of the arena.
2. Complete 2 circles to the left. The first circle large and fast, the second circle small and slow. Change leads at the center of the arena.
3. Continue around end of arena without breaking gait or changing leads, run down center of arena past end marker, and execute a square sliding stop.
4. Complete 3 1/2 spins to the left.
5. Run down center of arena past end marker, and execute a square sliding stop.
6. Complete 3 1/2 spins to the right.
7. Run down center of arena past center marker, and execute a square sliding stop.
8. Back up at least 10 feet. Hesitate to complete pattern.

Lone Star Ranch Horse Show Patterns
Pattern 7



1. Start at end of arena. Run past center marker, stop, and back at least 10 feet.
2. 1/4 turn to left. Complete 2 circles to left. The first circle large and fast, the second circle small and slow. Change leads at the center of the arena.
3. Complete 2 circles to the right. The first circle small and slow, the second circle large and fast. Change leads at the center of the arena.
4. Continue around end of arena without breaking gait or changing leads, run down center of arena past end marker, execute a square sliding stop.
5. Complete 3 1/2 spins to the right.
6. Run down center of arena past center marker, and execute a square sliding stop.
7. Complete 3 1/2 spins to the left.
8. Hesitate to complete pattern.